


CabCube[®] 1612

9 Feet


1610 x 1208 x 750 mm



Technical Data	Bottom support	External Dimensions (mm)	Internal Dimensions (mm)	Maximum Load Capacities (kg)		
				Static	Dynamic	Racking
CabCube [®] 1612 (9F)	9 feet	1610 x 1208 x 750	1540 x 1140 x 560	1250	350	-

Benefits

1. Increased base surface area for bigger goods
2. Optimal for stacking stability and fit
3. Ergonomic design through hinged lid
4. Secured folded unit with protective sleeve
5. Reusable product, 100% recyclable, base and lid made of recycled plastic





Options

1. RFID transponders and other IoT options
2. ESD: conductive
3. Customizable sleeve dimensions
4. Customizable sleeve design
5. Individual marking and labeling

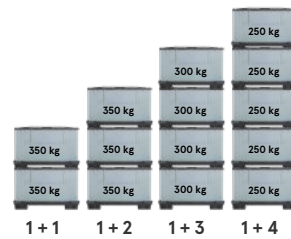
CabCube® 1612

9 Feet

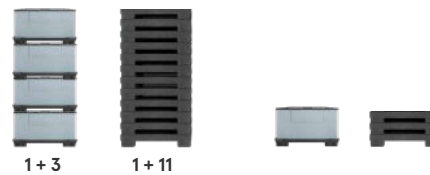

1610 x 1208 x 750 mm

Standard Components	Base	Sleeve (optional)	Lid
			
Weight	26 kg	12,5 kg	10,5 kg
Material	PE	PP	PE
Dimensions	1610 x 1208 x 190 mm	1160 x 1555 x 620 mm	1175 x 158.5 x 75 mm

Technical Data	CabCube® 1612 9 Feet
Filling Volume	983 L
Height of folded box	251 mm
Nesting Space	21 mm
Weight	49 kg
Entries	4 way
Sleeve Thickness	10 mm
Sleeve Density	3000 gr/m ²

Stacking scenarios


Maximum Load Capacities	
Filling weight	350 kg
Stacking load	1250 kg
Stacking factor	1+4
Dynamic load	350 kg

in Mega Truck
**Return Ratio
1: 3,25**


Truck Loads	Mega Truck (13,6 x 2,48 x 3,0 m)
unfolded per stack	4
unfolded total	64
folded per stack	12
folded total	192
Return ratio	1: 3,25
Volume reduction	69 %

Megatrailer utilization
Full containers

Empty containers
